




Creativity without limits




Lightbox made from
KAPA[®]bright

- Cut to size a KAPA®bright board




- A parallel running line to the edges marks the amount of the edging.



- Make a V-notch along the marked lines




- Cut out the corners in the middle of the V-notch





- Glue all 4 corners of the edging together
- Cut a hole in one corner of the bottom

- Put in the LED-Strip,
affixing with KAPA[®]fix




- Add a 2cm KAPA[®]fix Stripp at the backside of the lightbox



- Fastening a KAPA[®]-Metallhanger on each side



- Impose the Backlitfoil (Motive)



- 30x30 cm inside area
- 10cm edging
- 200g total weight (without transformer)